

## PERSEPOLIS DAY 10 GRAPHIC NOVEL

### DAY 10: GRAPHIC NOVEL

**Do Now:** Analyze the images on pages 116-117 and how they contribute to Marjane's character development.

**Objective:** Critique the structure of the novel and the genre chosen to tell the story.

**Activity:** partner work- one person gets a picture, one gets a story and each will reflect on what they see or read. They will then match the image with the picture and discuss what is missing about the story in the picture and what is missing from the text. When seeing both together- what does the story say.

**Comic creation:** based off the image they reflected on, students will create a comic strip describing the background story to the picture. They must depict the historical context as well as the emotions of those in the image.

**Homework:** "Kim Wilde"

## PERSEPOLIS DAY 10 GRAPHIC NOVEL

Name: \_\_\_\_\_

Block: \_\_\_\_\_

DO NOW

Analyze the images on pages 116-117 and describe how the images contribute to Marjane's character development.

---

---

---

---

---

---

---

---

## PERSEPOLIS DAY 10 GRAPHIC NOVEL

Name: \_\_\_\_\_

Block: \_\_\_\_\_

DO NOW

Analyze the images on pages 116-117 and describe how the images contribute to Marjane's character development.

---

---

---

---

---

---

---

---

PERSEPOLIS DAY 10 GRAPHIC NOVEL

Name: \_\_\_\_\_

Block: \_\_\_\_\_

TITLE:

PERSEPOLIS DAY 10 GRAPHIC NOVEL

Name: \_\_\_\_\_

Block: \_\_\_\_\_

TITLE:

PERSEPOLIS DAY 10 GRAPHIC NOVEL

Name: \_\_\_\_\_

Block: \_\_\_\_\_

TITLE: \_\_\_\_\_

\_\_\_\_\_

\_\_\_\_\_

\_\_\_\_\_

\_\_\_\_\_

\_\_\_\_\_







\_\_\_\_\_

# PERSEPOLIS DAY 10 GRAPHIC NOVEL

Name: \_\_\_\_\_

Block: \_\_\_\_\_

TITLE:



PERSEPOLIS DAY 10 GRAPHIC NOVEL

Name: \_\_\_\_\_

Block: \_\_\_\_\_

TITLE:

PERSEPOLIS DAY 10 GRAPHIC NOVEL

Name: \_\_\_\_\_

Block: \_\_\_\_\_

TITLE: